



# THE POLARIS ATV EXPERIENCE

PROGRAM SUPPLEMENT



## EXPERIENCE SPECIFIC INFORMATION CONTACT



Wheels Program Specialist – Lelia Suydam  
Email Address- [Lelia.Suydam@scouting.org](mailto:Lelia.Suydam@scouting.org)  
Phone Number: 304-640-2789  
**Programs-** Polaris ATV Experience

## POLARIS ATV EXPERIENCE PREPARATION WEBINARS

Half hour webinars to prepare leaders for their crew's high adventure experience will be held leading up to the high adventure season. Webinars will start be on **March 17<sup>th</sup> at 7:00pm and April 15<sup>th</sup> at 7:00pm**. Call in and login instructions will be sent out each month.

The webinars will involve a 15-minute program and a 15-minute question and answer session. The invites will go out each month to the Contingent Advisors and the Crew Advisors we have in our system for each crew. If you have others that you would like to add, please forward them the invite.

**TIME OF BROADCAST: 7:00 PM EST/ 6:00 PM CST/ 5:00 PM MST/ 4:00 PM PST**

-  **MARCH** – Program Design and Planning Guide Review, Equipment and Gear and Campsites
-  **APRIL** – Roles of Adult and Youth Leadership Positions & Pre-Arrival Packet

### CREW SIZE

The Crew size for this program is a minimum of 10 people and a maximum of 12. This includes the minimum 2 Scouting America registered adult leaders aged 21 years of age or older. Co-ed crews must have co-ed adult leadership with 1 adult leader of each gender over 21.

## EXPEDITION NUMBERS

Each reservation is given a unique expedition number that will look something like **AT01222027-A**. The first two letters refer to your program. The next eight numbers refer to your unit's arrival date. The last letter refers to the number of units we have arriving on your scheduling date and the order in which they registered for ATV Experience.

For all arrival/departure questions, please go to <https://www.summitbsa.org/wp-content/uploads/2024/10/2025-Arrival-Information.pdf>

## ELIGIBILITY AND AGE REQUIREMENTS

Participants attending the ATV Experience with a Chartered Unit or Council Contingent must be a registered Boy Scout, or Venturer who is or will be at least 14 years of age by the time of arrival to The Summit Bechtel Reserve for their Experience. Anyone under 115lbs is ineligible for the ATV Experience.




**NOTE** Do not request or expect exceptions. Requirements for Summit participation cannot be relaxed.

### ATV AGE AND WEIGHT RESTRICTIONS

The 2 types of ATVs that are used for the Experience have weight and age limits specified by the manufacturer that the Summit adheres to:

**Phoenix 200 ATV (14+)** 215 lbs. regardless of height.

**450 Sportsman (16+)** 295 lbs. regardless of height.

-  The Phoenix 200 can be ridden by those over 16 if they weigh below 215 lbs. and fit safely on the vehicle.
-  Participants under 16 that weigh over 215 lbs. are not eligible for the Polaris ATV Experience.
-  The minimum weight requirement to participate in the ATV Experience is 115 lbs. regardless of age or height.



# PROGRAM SPECIFIC TRAININGS AND REQUIREMENTS

ASI (ATV SAFETY INSTITUTE) E-COURSE [www.atvsafety.org/atv-ecourse](http://www.atvsafety.org/atv-ecourse)








Prior to your arrival, each participant must complete the 2 ½ hour free ATV e-course. The link to that class is above and upon completion either print the certificate or take a screen shot (that legibly includes their name and course ID number). This information will be given to your instructors on the first day of your experience prior to taking the “hands-on” ATV Rider S-Course.

## ATV EXPERIENCE STAFF AND THEIR ROLES

Interaction with quality staff members is a key part of your experience. Here is a list of our SBR ATV staff.

-  **ATV Director** will provide leadership for the ATV staff and manage logistics with the assistance of the ATV Logistics Lead. Sometimes the ATV Director will be acting as one of the instructors and other times they will be in the background as support.
-  **ATV Instructors and Guides** will greet your group upon arrival, help you settle into your campsite for the first night and get you prepared for departure on day 2. At least one ATV Instructor/Guide will be with you for the entire Experience.

## EXPECTATIONS OF ATV STAFF

-  Will be trained on the processes and operations of The Summit Bechtel Reserve.
-  Have become certified ASI Rider Course instructors.
-  Has received thorough training on leading groups riding ATVs.
-  Will prepare crew for the week ahead.
-  Will work through the youth leadership of the group.
-  Will present the youth crew leader with their crew’s patches at the final ATV campfire.
-  Will be focused on helping to make your crews experience memorable and positive.






**The ATV staff ARE NOT crew leaders.** This is a youth led experience and the ATV Staff are here to be a resource for information, specific skill instruction and to encourage leadership development in the youth.

## ATV SCHEDULE AND AQUA DAY

Your program experience is 7 days from arrival to departure. Nights 4 and 6 are spent at the Summit in Base Camp. Nights 1, 2, 3 and 5 are spent on the trail at 3 different locations with views of Summit scenery. Day 6 is a half day of aquatic activity, the entire crew can participate in on-site water activities, or a half-day whitewater rafting experience for an additional per person fee. More information about the fee will be sent via email once determined.

This program starts with each participant taking the ASI e-course at home to get a general understanding of ATV riding and situations one might find themselves in. The Polaris ATV Experience is a progressive program where we ride different trails and terrain depending on the skill level of the entire crew.

## ATV SCHEDULE AND AQUA DAY – CONTINUED

-  **DAY 1** This is your arrival and orientation. Time to get familiar with the staff you will be with on your trek and ready for your backcountry trip.
-  **DAY 2** We begin with the ASI S-course where participants get hands-on training in a controlled environment. We continue to hone those newly learned skills throughout the day riding on varied terrain and over obstacles.
-  **DAYS 3-5** With ~50 miles of ATV trails on site we have several great riding areas to explore. During these 3 days of ATV riding, we stop along the way to learn about ATV maintenance, ride Alexander’s Eagle Flight, and get muddy.  
\*Day 4 will be your first chance for a shower.
-  **DAY 6** Time to ride back to the Polaris Pavilion and get you back to base camp. An afternoon for Aqua Day with evening Summit Center activities and end the day with a much-deserved shower opportunity.
-  **DAY 7** Departure Day

## AQUA DAY OPTIONS

**Goodrich Lake West Aquatic Activity Day** Stand-Up Paddle Board, Kayaking and Water Obstacle Course activities, spend the day at the lake having a variety of adventures on the water.

**NOTE** Must have passed their annual Scouting America Swimmer's test with a "Swimmer" classification.

**Whitewater Rafting** - For an extra fee, experience a ½ day of rafting on the Lower New River Gorge in class 3 to 5 rapids.

**NOTE** Must have passed their annual Scouting America Swimmer's test with a "Swimmer" classification.

## ACCOMODATIONS WHILE AWAY FROM BASE CAMP

**NOTE** NO FOOD IS ALLOWED TO BE STORED IN YOUR TENT.

While camping away from base camp, you will stay in wall tent style tents. Backpacking style sleeping pads are recommended. Our ATVs do not allow for carrying cargo. For this reason, food and personal gear will be transported separately while the group is out riding each day.

## CAMPSITES

Three campsites will be utilized throughout the SBR property. All three campsites are equipped with tents and cots, a latrine station, a fire ring, and a food locker.

## NOURISHMENT

You will receive three meals a day during your Experience. Breakfast and Dinner will be prepared and consumed at the campsites. Lunch will be prepared at the campsite and consumed at some point during the day along the Experience. For Special Dietary Needs see section below.

We will use pots and pans, and basic kitchen cooking utensils at the campsites to prepare breakfast and dinner. Youth will prepare, cook, serve, and clean up meals under the guidance of the ATV Staff and Adult Leaders.

You will need to provide your own mess kit. This should include Bowl, Knife, Spoon and/or Fork (or spork). We will have the pots, pans, "large kitchen" items etc., so no need for you to bring those. This mess kit does not need to be complicated or expensive, but it does need to last the duration of the Experience.

## ALLERGIES AND DIETARY RESTRICTIONS

Trail meals are high in carbohydrates and calories, rich in wheat, milk products, nuts, and sugars. If an individual in your crew is allergic to some food products on our menu or requires a special diet, suitable replacement food must be purchased at home and brought to Summit to replace those items. Summit asks that food substitutions be made only for medical (including allergies) or religious reasons. There is no fee reduction for individuals who bring their own food.

## SPECIAL DIETARY NEEDS

The dining hall has the capability to provide meals that meet various special dietary needs for meals served in dining halls at The Summit (not while on Trek), including but not limited to vegetarian, vegan, religious diets, food allergies, and many more. In the spring, you will be able to indicate on your roster in the registration system any special dietary needs for your crew members. In addition, please note any special diet needs on your medical forms, also identify yourself with dining hall management upon arrival and they will be happy to assist and review ingredients in the different items and review items that are available to you.

Common Special dietary needs that The Summit Dining Hall Accommodates • Vegetarian • Vegan • Kosher • Halal • Gluten Free • Peanut Allergies

The dining hall can accommodate other special dietary needs in addition to the ones above. If you have special dietary needs please visit <https://linktr.ee/sbrdietary> . This would not apply to food while on the trek as stated previously.

## PERSONAL GEAR STORAGE

During your orientation, every participant will be handed a drybag to store their personal gear in. The bag is a NRS brand drybag, size 110 liters. This will include Sleeping Bag, toiletries, clothing etc. Everything should fit into this bag for the trip, do not exceed 20 lbs. of gear per person. You will need to bring a hydration pack with capacity for at least 3 liters of water for carrying daily needs. This will be your day pack as well. The hydration pack is needed rather than a water bottle because you will be wearing a full-face helmet which can make it difficult to stay hydrated on the trail.

## PHYSICAL PREPARATION

The programs at the Paul R. Christen High Adventure are designed as HIGH ADVENTURE which means there will be a challenging physical aspect to the program.

If you think riding an ATV is just sitting down all day and steering, you are in for a big surprise. Many people find riding an ATV to be surprisingly strenuous. You are standing and shifting your weight around on top the ATV a lot. During your Experience, you will ride about 4-6 hours a day. Both cardio and muscular exercises will be valuable. Prepare by hiking, running, and doing core exercises. Hiking is always a great way to get in shape.

Something else you will be doing a lot of at The Summit is hiking, including before, during and after the ATV Experience. The Summit is in West Virginia, the MOUNTAIN STATE. This means that you will be riding and hiking trails of varying elevations and grades while at The Summit. Take this into consideration when selecting routes for your preparation. Brand new shoes hurt feet the worst. Break them in prior to arrival.

Remember the goal, when planning your physical preparation exercises try to do them as a group. This will accelerate the bonding experience and truly pay dividends when you are on your Experience.

Participants who want to attend The Summit but do not currently meet the BMI requirements listed in the Scouting America Annual Health and Medical Record should consult with their physician regarding a safe and healthy plan for weight loss.

## EQUIPMENT INFORMATION

Review Appendix for a detailed list of Equipment. The equipment is broken down into personal gear, crew gear and equipment provided by The Summit. Personal gear and crew gear are the responsibility of the participant and crew. **It is strongly suggested that you label your belongings.** The equipment provided by The Summit will be issued upon arrival and checked back into The Summit at the end of the week. The Summit expects the same diligent care of our equipment that you will give to your personal and crew equipment.

## FOOTWEAR

Over the ankle boots are required. High top sneakers will not be permitted. ATV/moto specific boots are also appropriate but may be uncomfortable for short periods of walking during the ATV ride. If you choose to wear ATV/moto boots, you may want to bring a pair of lightweight sneakers to carry with you for hikes.

## CLOTHING

One of the most important decisions you will make in preparation for your Experience is what you bring to wear while on the trail. We hope for beautiful, sunshine days for everyone who is on an Experience, however, Mother Nature sometimes has other plans and no matter how dry it is, you are guaranteed to get muddy on this Experience. If you are appropriately dressed, you will stay as comfortable as possible in even the worst conditions. Below is some information and guidelines to support you when making decisions on your clothing selections.

The ATV Experience season from June to August is considered **summer** in the New River Gorge. Always check weather forecasts prior to arrival and adjust as needed.

**NOTE** Over the ankle boots, long sleeve shirt and durable pants are required while riding the ATV. Jeans are not the best riding pant, especially if they are on the tighter side. Loose fitting work pants (like Carhartt's) are more appropriate for riding.

## CLOTHING - CONTINUED






It is simple in the summer when the sun is out. The temperatures are warm so your main concern will be to protect yourself from the sun. A wicking long-sleeve t-shirt or jersey and a pair of durable pants is a good base layer. A breathable rain jacket is good to have in case of a sudden shower or temperature change. While riding, you will be wearing goggles, but bring sunglasses for when you are not riding.

We will provide a helmet, goggles (& full-fingered gloves if you forgot yours) for you to use while riding. You are welcome to bring your own gear if you wish, but it will need to be inspected and approved by the ATV Experience Director. Helmets must be DOT certified and the manufacturing date must be within 5 years, goggles or sunglasses for riding must be ANSI Z-87 certified.

Rain gear should include pants and a jacket and will travel with you in your daypack.



## OTHER CLOTHES TO BRING ON THE EXPERIENCE

(Base and mid layers might be overkill during the summer months but something lightweight could be useful if we have a few rainy days in a row...)

-  **Outer Layer** The purpose of this layer is to block the water. Waterproof-breathable (such as Gore-Tex) or coated nylon rain shells work well. Ponchos will not work while riding.
-  **Socks** If your feet are warm, your whole body will be warm. We recommend lightweight cycling socks. Pack extra socks to keep your feet dry.
-  **Closed Toed Shoes** All Summit activities require closed toed shoes for participation. Water shoes are recommended for on-site water activities but required for White Water Rafting.
-  **The Summit Trading Post** We all know the motto of the Scouting America is **Be Prepared**. We also all know that no matter how hard you try someone is going to forget something. The Summit Trading Post will be stocked with many of the items on the equipment list that are crucial for participation. If the Trading Post is out of an item, The Summit staff will assist participants with purchasing crucial items from a retailer in the local area.
-  **Custom Crew T-Shirts** you will be able to order custom crew t-shirts directly from The Summit Trading post. <https://store.summitbsa.org/custom-crew-apparel/> The deadline for ordering is April 1<sup>st</sup>, 2025.

## ADDITIONAL NOTES ON EQUIPMENT AND GEAR

The Summit will provide ATVs, tents, cots, waterproof bags, maps, a dining fly, cooking equipment, water at the campsites and a first aid kit.

-  There will be 1 **tent** per 2 campers provided, as well as 2 cots per tent.
-  You are required to bring your own hydration pack with capacity for at least 3 liters of water. If you desire, you can add additional gear space by bringing a larger hydration pack.

# APPENDIX: EQUIPMENT LIST

EXPERIENCE EQUIPMENT LIST: THESE ITEMS WILL FIT INTO YOUR DRY BAG OR DAY USE DRY BAG.

Code:

- \*- available at trading post
- S- Share with buddy
- F-Female participants
- O- Optional
- X-Signature items

Personal Clothing				
lightweight hat	1	for cool mornings and nights	* O	
socks	8-10 pairs	synthetic	*	
camp pants or shorts	1-2	lightweight, comfortable	*, O	
riding pants	2-3	durable, +6ATV/Moto is nice, but not necessary		
rain pants	1	durable, ATV/Moto is nice, but not necessary	*	
rain jacket	1	durable, ATV/Moto is nice, but not necessary	*	
Lightweight jacket	1	For cool mornings in camp	*	
shirt - long sleeve	4	moisture wicking, no cotton	*	
shirt - short sleeve	2	moisture wicking, no cotton – in camp	*	
Underwear	7 pairs	moisture wicking, no cotton		
sports bra	3	Synthetic, medium – high support	F	
Riding/work gloves	1 pair	full finger gloves to wear while riding to protect your hands		
Gaiters	1 pair	Protect shoes/feet from water entering top of boot		
Neck gaiter	1	Keeps dirt off neck		
Personal Sleep System				
sleeping bag	1	less than 5 pounds packable in a compression sack	*	
sleeping pad	1	packable	O	
sleeping clothes	1	worn only in sleeping bag - t-shirt & gym shorts acceptable		
Footwear				
Boots	1	above ankle hiking boots or moto style riding boots		
Camp shoes	1	lightweight & comfortable	O	

Personal Equipment				
hydration pack	1	3L water capacity	*	
duffel bag/backpack	1	keep gear organized inside of the Drybag provided by The Summit		
small stuff sacks	2-3	pack/organize personal items inside duffle	*, O	
Lightweight camp chair	1	Nice to have in camp, can be transported from site to site for you	O	
Mess kit	1	Bowl, cup, spoon, fork, knife		
flashlight/headlamp	1	lightweight, durable, and extra batteries	*	
money	\$50	for optional spending at trading post	O	
lip balm	1	w/ SPF	*	
Body soap/shampoo	1	A scout is clean	*	
toothbrush	1		*	
toothpaste	1	trial size	*	
deodorant	1	trial size		
camp towel	1	small, quick dry	*, O	
tampon/pads			*, F	
personal medication		enough for duration of time at The Summit		
sunglasses	1	Durable, ANSI Z-87 if looking to ride with them on	*	
watch	1		O	
camera	1	Bring a memory card and extra batteries or a disposable camera	O	
body powder	1			
Portable power bank	1	Charge your devices while away from basecamp	*,O	
Equipment Provided by Crew				
sewing repair kit	1		O	
first aid kit	1	Basic kit (more extensive kit provided by Summit)		
spices		extra flavor for cooking	O	
sunscreen	2-3	SPF 30 or higher	*	
insect repellent	2		*	
multi-tool	1-2			
Issued By SBR				
map set	2			
Dining Fly	1			
tent	1 per 2 campers			
kitchen cooking set	1-2			
plastic trash bags	10			
cots	1 per camper			
Dish soap/sponge	1			
Dish wash bin	2			
first aid kit	1 per group	Extensive trekking kit		